

Wavelength Meter
WR6-200 Series



HighFinesse
The Standard of Accuracy



Ångström

Available Measurement Ranges

WR6-200 Standard (VIS)	330 – 1180 nm
WR6-200 UV-I	248 – 1180 nm
WR6-200 UV-II	192 – 800 nm
WR6-200 VIS/IR-I	330 – 1750 nm

Absolute (and Other) Accuracies¹⁾

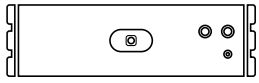
192 – 330 nm (with multi mode fiber)	0.3 pm
330 – 375 nm	300 MHz
375 – 800 nm	200 MHz
800 – 1180 nm	150 MHz
1180 – 2250 nm	120 MHz
Quick coupling accuracy (with 50 µm multi mode fiber)	600 MHz
Wavelength deviation sensitivity/Measurement resolution ²⁾	4 MHz
Linewidth estimation accuracy ^{3) 4)}	400 MHz

1) According to 3σ criterion, but never better than 20 % of the laser linewidth.

2) Standard deviation. WR6-200 requires singlemode fibers to reach this resolution.

3) Not better than 20 % of the linewidth.

4) Each instrument in each mode can measure lasers with a linewidth up to 30 % of the corresponding FSR.



Wavelength Meter
WR6-200 Series



HighFinesse
The Standard of Accuracy



Ångström

Measurement Speed⁵⁾

IR-I: 1500 Hz; on request, VIS/IR-I: 950 Hz; all other wavelength ranges: 500 Hz

Required Minimum Input Energy and Power⁶⁾

Standard (VIS)	0.02 – 15 μJ or μW
UV-I	0.02 – 10 μJ or μW
UV-II	0.02 – 200 μJ or μW
VIS/IR-I	VIS: 0.08 – 60 μJ or μW / IR-I: 8 – 800 μW

For low power instruments with increased sensitivity, please contact HighFinesse support.

FSR of the Fizeau Interferometers (Fine/Wide Mode)

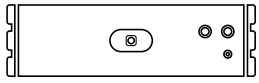
16 GHz/100 GHz⁴⁾

WR6-200 VIS/IR-I and WR6-200 VIS/IR-II instruments: 16 GHz/16 GHz

4) Each instrument in each mode can measure lasers with a linewidth up to 30 % of the corresponding FSR.

5) Depending on PC hardware and settings.

6) The CW power interpretation in [μW] compares to an exposure of 1 s (generally the energy needs to be divided by the exposure time to obtain the required power).



Wavelength Meter WR6-200 Series



HighFinesse
The Standard of Accuracy



Ångström

Calibration

Built-in calibration

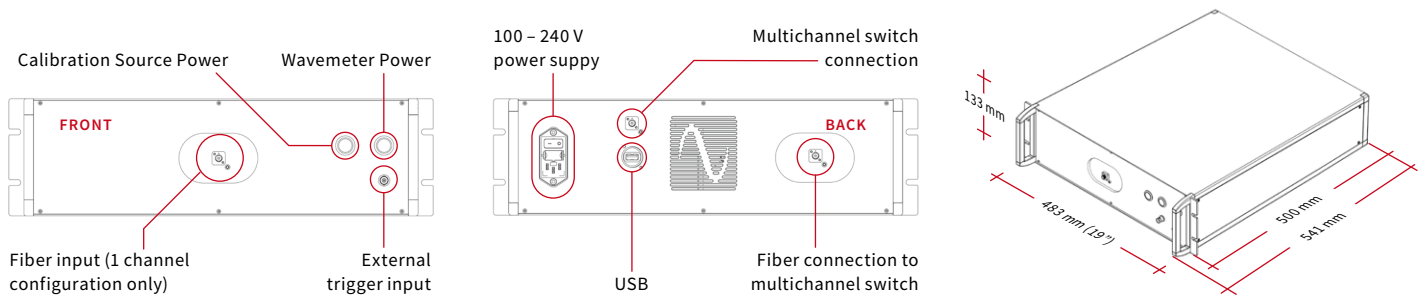
Recommended calibration period ≤ 1 month

Warm-up Time

No warm-up time under constant ambient conditions; WR6-200 VIS/IR-II: > 30 min. warm-up, or until ambient equilibrium

Dimensions L × W × H ⁷⁾

541 × 483 × 133 mm



Weight

16 kg

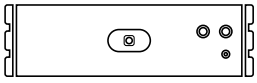
Interface

Control	High-speed USB 2.0 connection
External Trigger	BNC

Power Supply

100 – 240 V ~ 50/60 Hz 80 W

7) Dimensions with handles.



Wavelength Meter WR6-200 Series



Included Options

External Trigger (TTL)

All wavelength meters detect and measure pulsed signals automatically. Additionally, this option allows the user to trigger pulsed measurements externally. The TTL option guarantees synchronization between pulsed excitation and measurement. It provides low-noise signals without parasitic parts when measuring pulsed signals with low duty cycles.

Please note, if the option MC is ordered together with the TTL option, the TTL mode can only be used if the switch is set fixed to one input channel.

Options

Laser Control (PID)

With the PID option it is possible to stabilize the frequency of a laser connected to the wavelength meter using a software based proportional-integral-derivative controller (PID controller). Unlike analog PID electronics, the PID option provides software based signal processing, allowing the laser to be stabilized to a specific user defined frequency or regulated with an arbitrary pattern.

This makes it extremely useful in experiments where the laser frequency has to be actively regulated or varied to fit changing experimental conditions, such as laser cooling, atomic detection, trapping and spectroscopy.

Combined with the MC option the wavelength meter can be used to stabilize multiple lasers simultaneously. The regulation speed, quality and absolute accuracy match the measurement speed, relative accuracy and absolute accuracy of the wavelength meter respectively. The measurement speed is not affected by the regulation.

Photonic Crystal Switch Rack

In order to measure the frequencies of more than just one laser at a time, an opto-mechanical switch is used. The combination of our high-speed wavelength meters with one of the quickest fiber switches (MEMS) available allows up to eight channels to be measured almost simultaneously. Exposure time and other parameters can be defined independently for each light source.

The WR6-200 series features the use of an endlessly singlemode switch based on the photonic crystal switch technology in an external 19", 1 HU rack. This allows to measure any laser wavelength on all switch input channels within all measurement ranges.

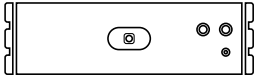
Please note, if the option MC is ordered together with the TTL option, the TTL mode can only be used if the switch is set fixed to one input channel.

Linewidth Estimation (L)

The linewidth estimation of a singlemode laser source is performed by a special algorithm which eliminates the interferometer's instrument response function. The algorithm enables the estimation of the linewidth with an accuracy better than the tenth of the instrument FSR.

The linewidth option can also be used for measuring the linewidth of multimode lasers or lasers with sidebands. In this case, the longitudinal mode splitting needs to be less than the instruments spectral resolution and the calculated result is the FWHM of the envelope function of the multiline spectrum. Any instrument can be upgraded with the L-option.

Singlemode fibers are required.



Wavelength Meter
WR6-200 Series



HighFinesse
The Standard of Accuracy



Ångström

Typical Applications

The WR6-200 series offers an accuracy of 200 MHz. It is used for pulsed lasers and cw laser. This instrument is best combined with singlemode fibers and the singlemode multichannel technology in order to reach optimum accuracy.

Further Information

For further technical information, application examples, diagrams and for customization of the WR6-200 series please contact:

HighFinesse Team

service@highfinesse.de



HighFinesse GmbH
Neckarsulmer Straße 5
72072 Tübingen, Germany



T +49 (0) 7071 - 53918 0
F +49 (0) 7071 - 5391899
M info@highfinesse.com



Additional information
and distributors:
www.highfinesse.com